

Tip of the month - Oct 2018




Seek and you will find!

Over the years, we have helped countless members with faults on kits they have built. In 90% of cases, the problem was visible on inspection, albeit with the help of a magnifier.

The problem

These pictures are examples of kits we looked at:
They cover:

- pins that were overlooked while soldering
- blobs of solder bridging copper tracks
- wisps of wire shorting tracks



The solution

Give your eyes a helping hand (????).

Invest in a good magnifier.

How about a jeweller's loupe?

The one shown has two choices of magnification.

Even better, this one has LED illumination.

It means that even when you bring the magnifier very close to the board, you do not block light to the circuit.

This type is available at our meetings and activities.

